


Access to Education: BC Update

Jodie Wickens, MLA Coquitlam-Burke Mountain
Deputy Education Spokesperson

Outline

- BC's Education Plan outlined by the Ministry of Education
- Education Stats and Funding in BC over the past 10 years
- Students with Special Needs in BC
- Select Standing Committee recommendations
- Political action



BC's Education Plan

“Capable young people thriving in a rapidly changing world”

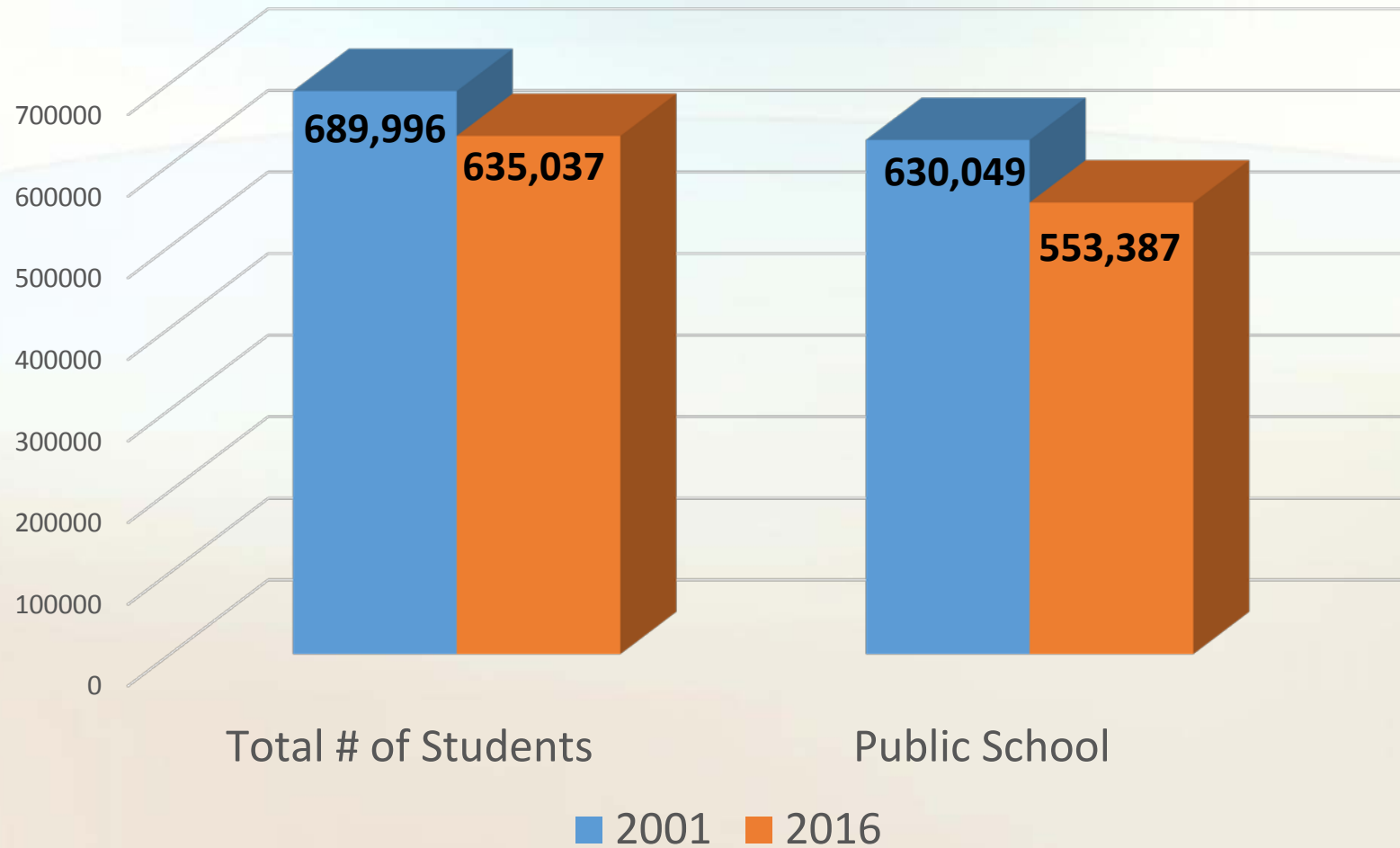
- Personalized learning
- High standards on foundational skills
- Hands on learning
- Meaningful learning experiences
- Quality teaching and learning
- Flexibility and Choice
- New provincial curriculum
- B.C.'s Skills for Jobs Blueprint
- ERASE Bullying
- MyEducationBC
- K-12 Next Generation Network
- Provincial Awards
- Public Engagement



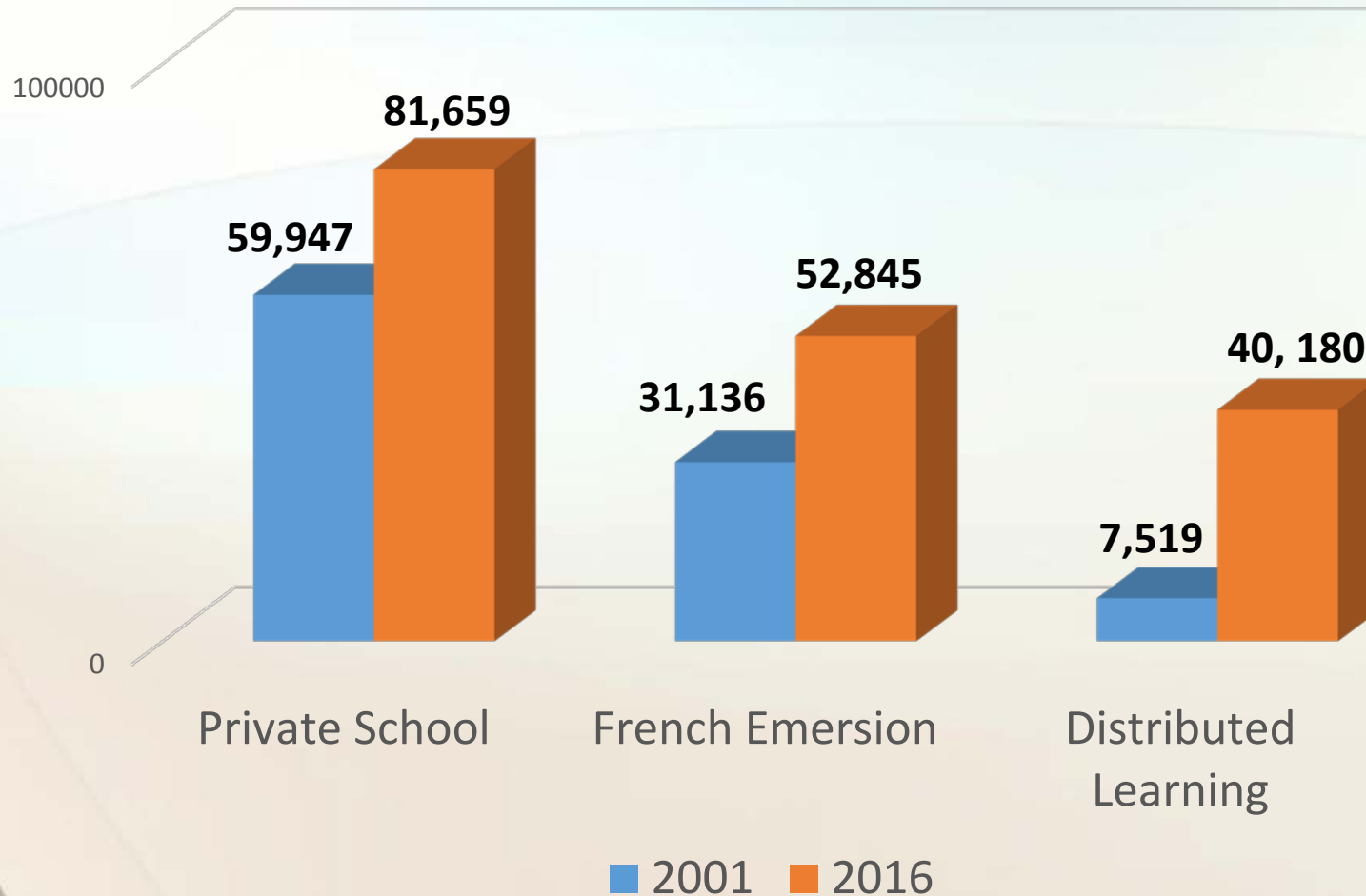
Education Funding in BC

- Overall funding has not kept pace with inflation and downloaded costs (Hydro, MSP, Contractual Obligations, Next Generation Network)
- An estimated 1.6 billion would have to be invested in education over 3 years to keep pace with inflation
- Per pupil funding is a \$1000 less than the Canadian average and each district has different per pupil funding based on the funding formula
- Districts have been forced to cut \$54 million in administrative savings for example Coquitlam has to cut \$1,553,073 Surrey has to cut \$3,546,091

Student Enrollment



Student Enrollment



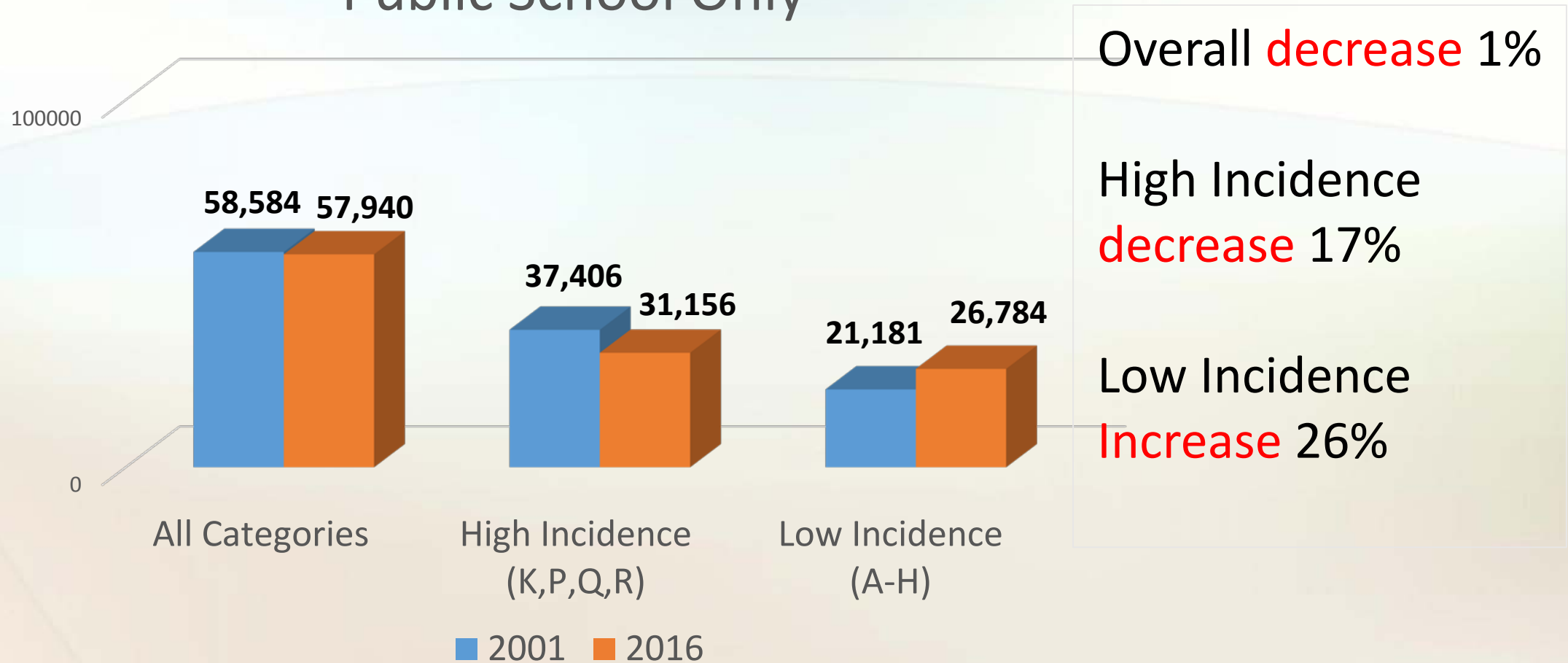
Public School
decrease 12%

Private School
Increase 36.2%

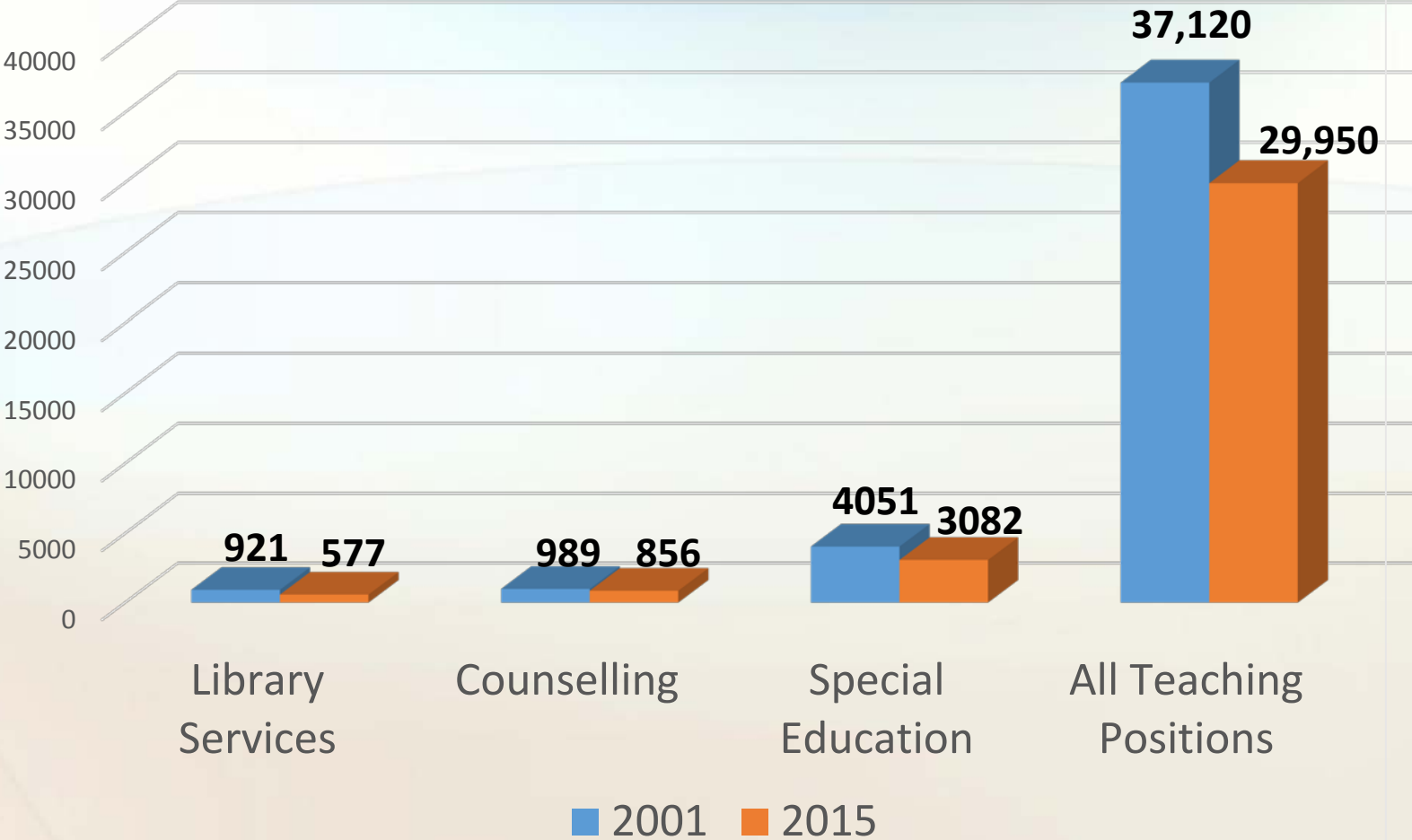
French Emersion
Increase 70%

Distributed Learning
Increase 81%

Students with Special Needs Public School Only



Teaching Positions



Library Services
decrease 37.4%

Counselling
positions **decrease**
13.4%

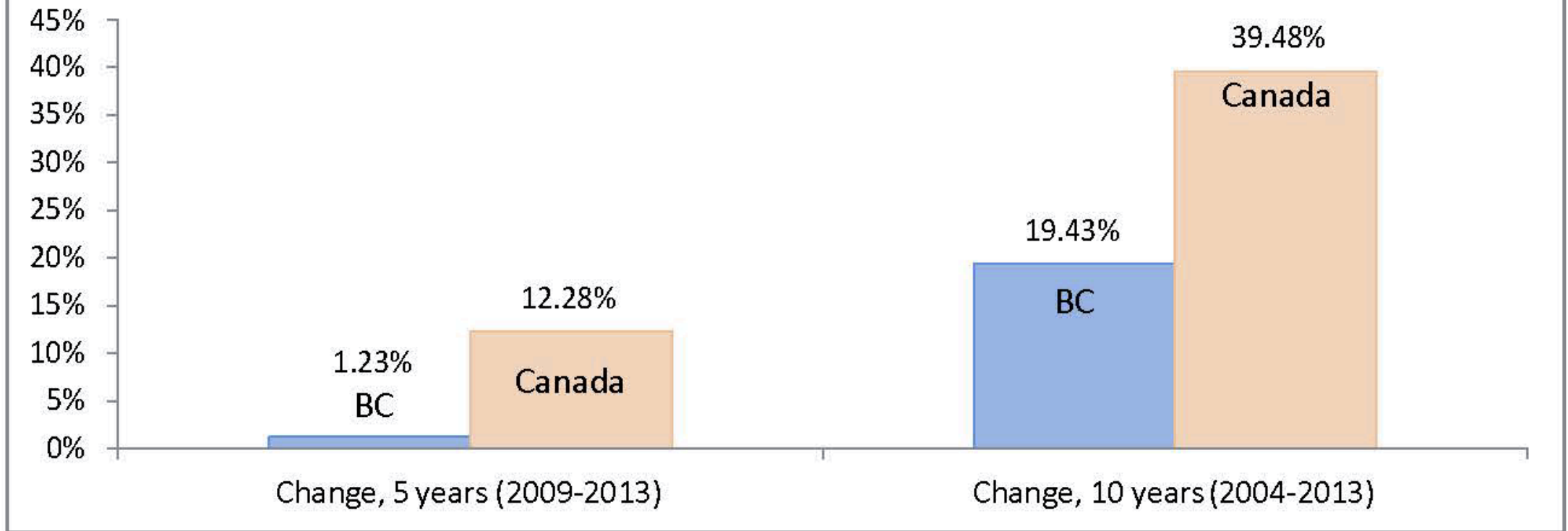
Special Education
decrease 23.9%

All Teaching
positions **decrease**
19%

Sources: BCTF Research table: totals calculated with figures from BC Ministry of Education, Staff by Year and Program Code (unpublished Form 1530 data, various years). Sources: Ministry of Education.(2010-2011,2015). *Provincial Reports- Student Statistics* <http://www.bced.gov.bc.ca/reporting/province.php>; http://www.llbc.leg.bc.ca/public/pubdocs/bcdocs/361611/ski_2010_11.pdf

BC lags behind the rest of Canada

Board Operating expenditures for public schools: BC and Canada
Percentage change over five and ten years



Source: Statistics Canada. (2015). *Table 478-0012 – School board expenditures, annual (dollars)*, CANSIM (database). (Accessed January 8, 2016). <http://www5.statcan.gc.ca/cansim/a26?lang=eng&id=4780012>

Select Standing Committee Recommendations

The Select Standing Committee on Finance and Government Services *Report on the Budget 2016 Consultations* noted the large number of submissions requesting that the government “prioritize learning support in K–12 schools”, and concluded that “current funding levels and assistance are inadequate, which is causing significant operational and program delivery problems in schools throughout BC”. One recommendation of the Select Standing Committee on Finance and Government Services for Budget 2016 is that the government “Provide stable, sustainable and adequate funding to enable school districts to fulfill their responsibility to continue to provide access to quality public education, with recognition of the increased costs that school districts have incurred” (Recommendation 2, p.11)

Political Action

- “When politicians feel the heat, they see the light”
- Be united
- Be specific but inspirational
- Learn to use your time wisely
- Find ways to “dim your light”
- Get involved politically (PACS, School Boards, 2017 election ;)



Questions??